

# **Online Semester Examinations for University Departments and Affiliated Colleges, December 2020**

**BHARATHIAR UNIVERSITY, COIMBATORE – 641 046**

## **Instructions to the Students for Attending Online Examinations**

# DOs

- ✓ Make sure that the student should have good internet connectivity and power.
- ✓ Keep your browser (Google chrome, Mozilla Firefox, Microsoft Edge...) with latest version.
- ✓ Keep your device (PC, Laptop, Smart mobile) with device time zone as (UTC + 05:30) Chennai, Kolkatta, Mumbai, Newdelhi.
- ✓ Timings to be followed: FN & AN


Login to the portal	@ 09.30am	@ 01.30pm
Question paper to be download	@ 09.45am	@ 01.45pm
Answer scripts to be uploaded	@ 01:30pm	@ 05.30pm

# DOs

- ✓ **Candidates should write the answers only on one side of A4 white sheets (with a page restriction of 32 pages) and mark page number in each sheet.**
- ✓ **After completion of the examination, the candidates should scan each written page in an order serially and compile in a single file in PDF and upload the PDF. It must be ensured before uploading the PDF that only written sheets are scanned and compiled as PDF. No blank page should be inserted while compiling the answer pages in to PDF.**
- ✓ **The Online Examination portal will be closed automatically at 01.40pm.**
- ✓ **The login name and password created for registration should be used during mock test and semester examination.**

# STUDENT PAGE - PROCESS FLOW

**Step 1: New User Registration: Click Sign up button**



பாரதியார் பல்கலைக்கழகம்  
**Bharathiar University**  
Accredited with "A" Grade by NAAC  
Ranked 13<sup>th</sup> among Indian Universities by MHRD-NIRF  
Coimbatore, Tamilnadu, INDIA.

**Login to your account**

Email address


Password

☐ Remember me?


**Log in**

OR

**Sign up** **Forgot password**



## Step 2: New User Registration Page as below.



பாரதியார் பல்கலைக்கழகம்  
**Bharathiar University**  
Accredited with "A" Grade by NAAC  
Ranked 12<sup>th</sup> among Indian Universities by MHRD-NIRF  
Coimbatore, Tamilnadu, INDIA.

### Create new account

Register No.

Verify

Email


Password

Confirm password

Register

Already have account? [Log In](#)

**Step 3: Enter the Register Number and Click verify button to check whether the candidate has registered for the examination.**



பாரதியார் பல்கலைக்கழகம்  
**Bharathiar University**  
Accredited with "A" Grade by NAAC  
Ranked 12<sup>th</sup> among Indian Universities by MHRD-NRF  
Coimbatore, Tamilnadu, INDIA.

### Create new account

Register No.


Email

Password

Confirm password

Already have account? [Log In](#)

**Step 4: If the student entered correct register number, the below page will be displayed.**



பாரதியார் பல்கலைக்கழகம்  
**Bharathiar University**  
Accredited with "A" Grade by NAAC  
Ranked 12<sup>th</sup> among Indian Universities by MHRD-NIRF  
Coimbatore, Tamil Nadu, INDIA.

### Create new account

Register No.

19CSKA12 [Verify](#)

Name : **Kavi Prasad**  
College : **KG Arts**  
programme : **M.Sc Computer Science**

Email


Password

Confirm password

[Register](#)

[Already have account? Log In](#)

**Step 5: Enter the valid email id and type a new password and confirm password in the new user registration form and click Register button.**



பாரதியார் பல்கலைக்கழகம்  
**Bharathiar University**  
Accredited with "A" Grade by NAAC  
Ranked 12<sup>th</sup> among Indian Universities by NIRF-NEP  
Coimbatore, Tamil Nadu, INDIA.

### Create new account

Register No.

19CSKA12

Name : **Kavi Prasad**  
College : **KG Arts**  
programme : **M.Sc Computer Science**

Email

kaviprasad12@gmail.com

Password

\*\*\*\*\*


Confirm password

\*\*\*\*\*|

Already have account? [Log In](#)



**Step 6: After the successful registration, the user get into the Online examinations portal by giving the email id and password.**



பாரதியார் பல்கலைக்கழகம்  
**Bharathiar University**  
Accredited with 'A' Grade by NAAC  
Ranked 13<sup>th</sup> among Indian Universities by MHRD-NIRF  
Coimbatore, Tamilnadu, INDIA.

### Login to your account

Email address

Password


☐ Remember me?

**Log in**

OR

[Sign up](#) [Forgot password](#)

**Step 7: The list of papers to be displayed with subject code, subject name, start time, end time of examination and start option as shown in below screen shot. Click the Start button in Actions.**

 Bharathiar University  
Home

senthil@aveoninfotech.com

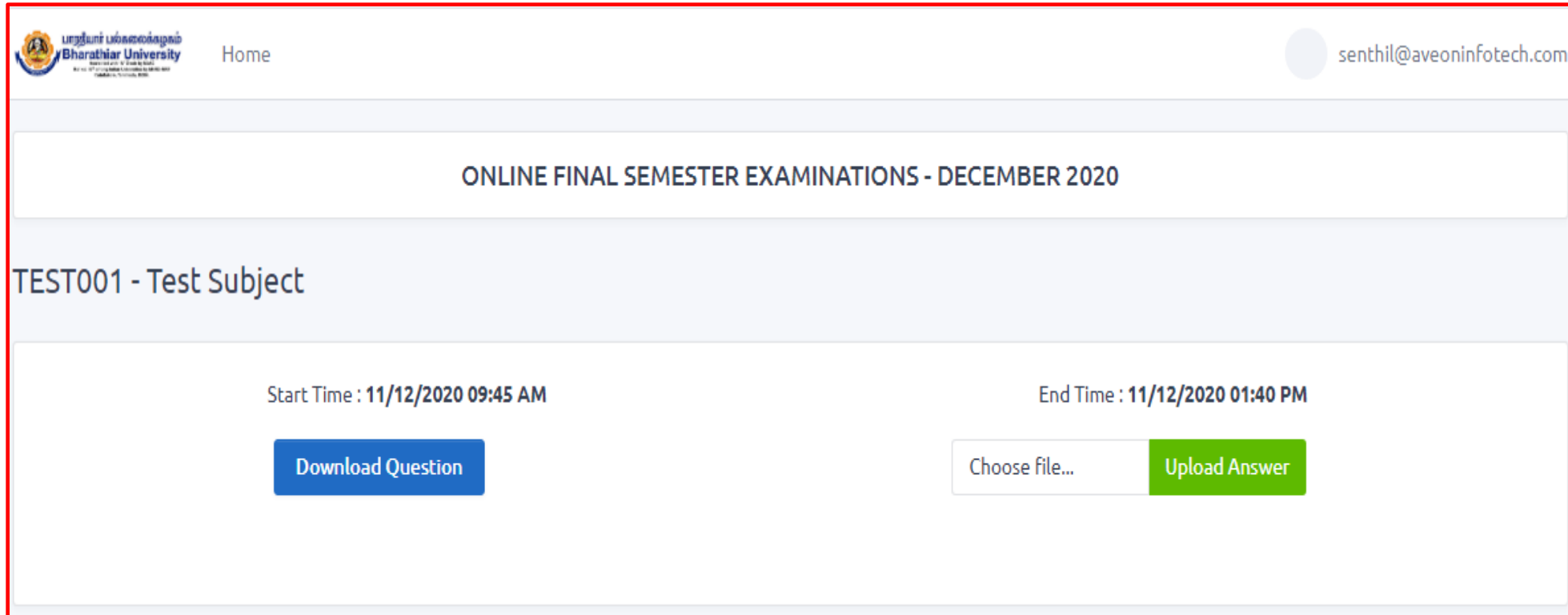
ONLINE FINAL SEMESTER EXAMINATIONS - DECEMBER 2020

Exams

100TEST001 - Senthil Palani

CODE	NAME	START TIME	END TIME	ACTIONS
TEST001	Test Subject	11/12/2020 09:45 AM	11/12/2020 01:40 PM	<button>Start</button>

## Step 8: The question paper to be downloaded by clicking download question button.



The screenshot shows the user interface of the Bharathiar University online examination system. At the top left is the university logo and name in Tamil and English, with a 'Home' link. At the top right is a user profile icon and the email address 'senthil@aveoninfotech.com'. The main heading is 'ONLINE FINAL SEMESTER EXAMINATIONS - DECEMBER 2020'. Below this, the test is identified as 'TEST001 - Test Subject'. The start time is '11/12/2020 09:45 AM' and the end time is '11/12/2020 01:40 PM'. At the bottom, there are two buttons: a blue 'Download Question' button and a green 'Upload Answer' button, with a 'Choose file...' text input field next to it.

Bharathiar University  
Home

senthil@aveoninfotech.com

ONLINE FINAL SEMESTER EXAMINATIONS - DECEMBER 2020

TEST001 - Test Subject

Start Time : 11/12/2020 09:45 AM

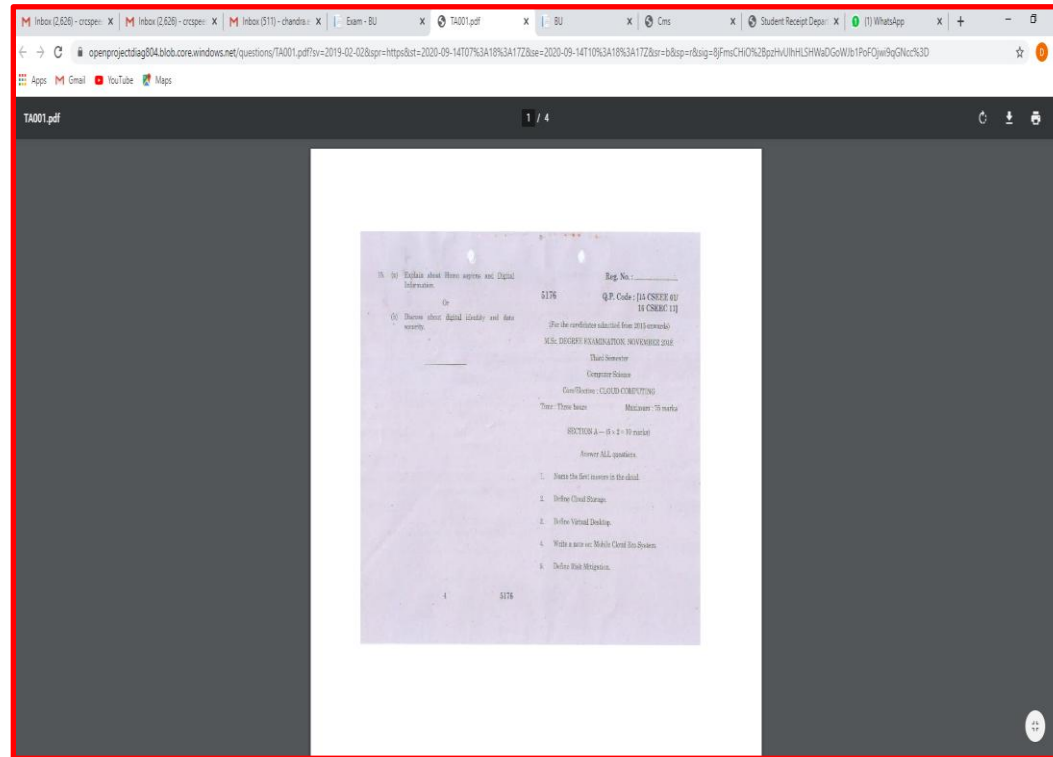
End Time : 11/12/2020 01:40 PM

Download Question

Choose file...

Upload Answer

**Step 9: The question paper is displayed as shown below in a new tab.**



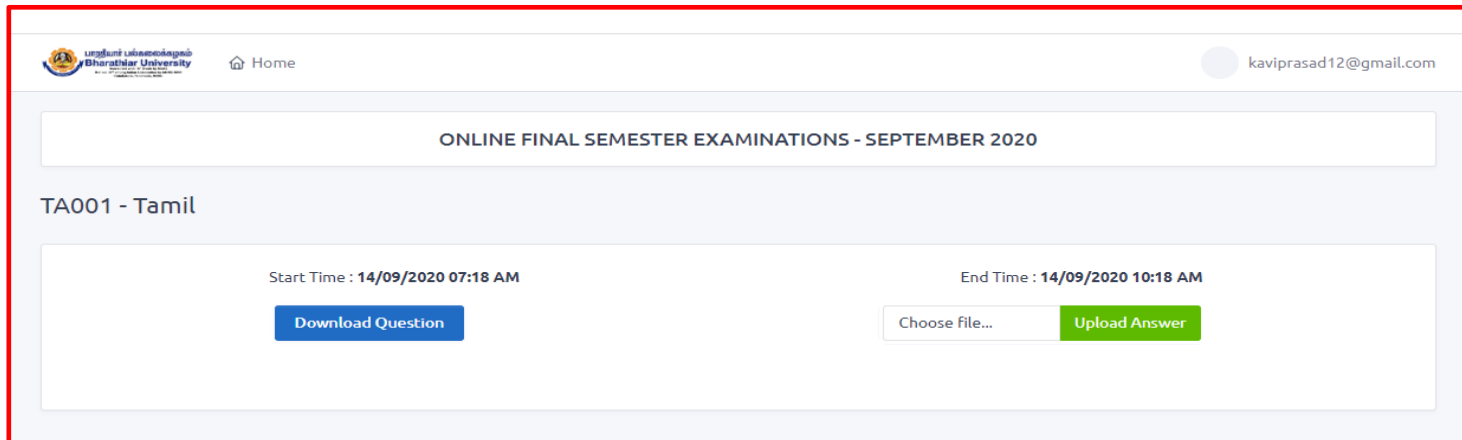
**Step 10: Attend the Examination – Write the examination in the A4 sheets (with a page restriction of 32 pages and mark page number in each sheet).**

**Step 11: Kindly write the register number, course name, subject name, institution name and date and time of the examination in the first page of answer script as shown below.**

Bharathiar University, Coimbatore – 641046										
Online Semester Examination – December 2020										
Register Number										
Name of the College/Institution										
Name of the Department										
Degree	B.A./B.Sc./B.Com./B.B.A./M.A./M.Sc./M.Com./M.B.A./M.C.A.									
Name of the Course										
Subject of the Examination										
Subject Code										
Question Paper Code										
Date of Examination										
Number of pages Written										
Name of the Student	Signature of the Student									

**Step 12: Capture all the pages of answer scripts in JPEG file format via mobile camera and Convert it into a single pdf file.**

**Step 13: Upload the pdf file in the portal by clicking the Upload Answer button as shown in the below screen shot. Make sure that you have uploaded all the pages properly, in a single pdf file since there is no provision for hard copy valuation of answer scripts.**



The screenshot displays the user interface of the Bharathiar University online examination portal. At the top, the university's logo and name are visible on the left, a 'Home' link in the center, and the user's email 'kaviprasad12@gmail.com' on the right. Below this, a banner reads 'ONLINE FINAL SEMESTER EXAMINATIONS - SEPTEMBER 2020'. The main content area is titled 'TA001 - Tamil'. It shows the 'Start Time : 14/09/2020 07:18 AM' and 'End Time : 14/09/2020 10:18 AM'. At the bottom of this section, there are two buttons: a blue 'Download Question' button and a green 'Upload Answer' button, which is highlighted by a red rectangular border. A 'Choose file...' text is positioned to the left of the 'Upload Answer' button.

**Step 14: The uploaded pdf file is shown as below screen shot. The student can verify the correctness of the uploaded file by clicking the name of the pdf file. The Delete button may be used to delete the wrongly uploaded if any.**

ONLINE FINAL SEMESTER EXAMINATIONS - DECEMBER 2020

TEST001 - Test Subject

Answer Uploaded Successfully

Start Time : 11/12/2020 09:45 AMEnd Time : 11/12/2020 01:40 PM

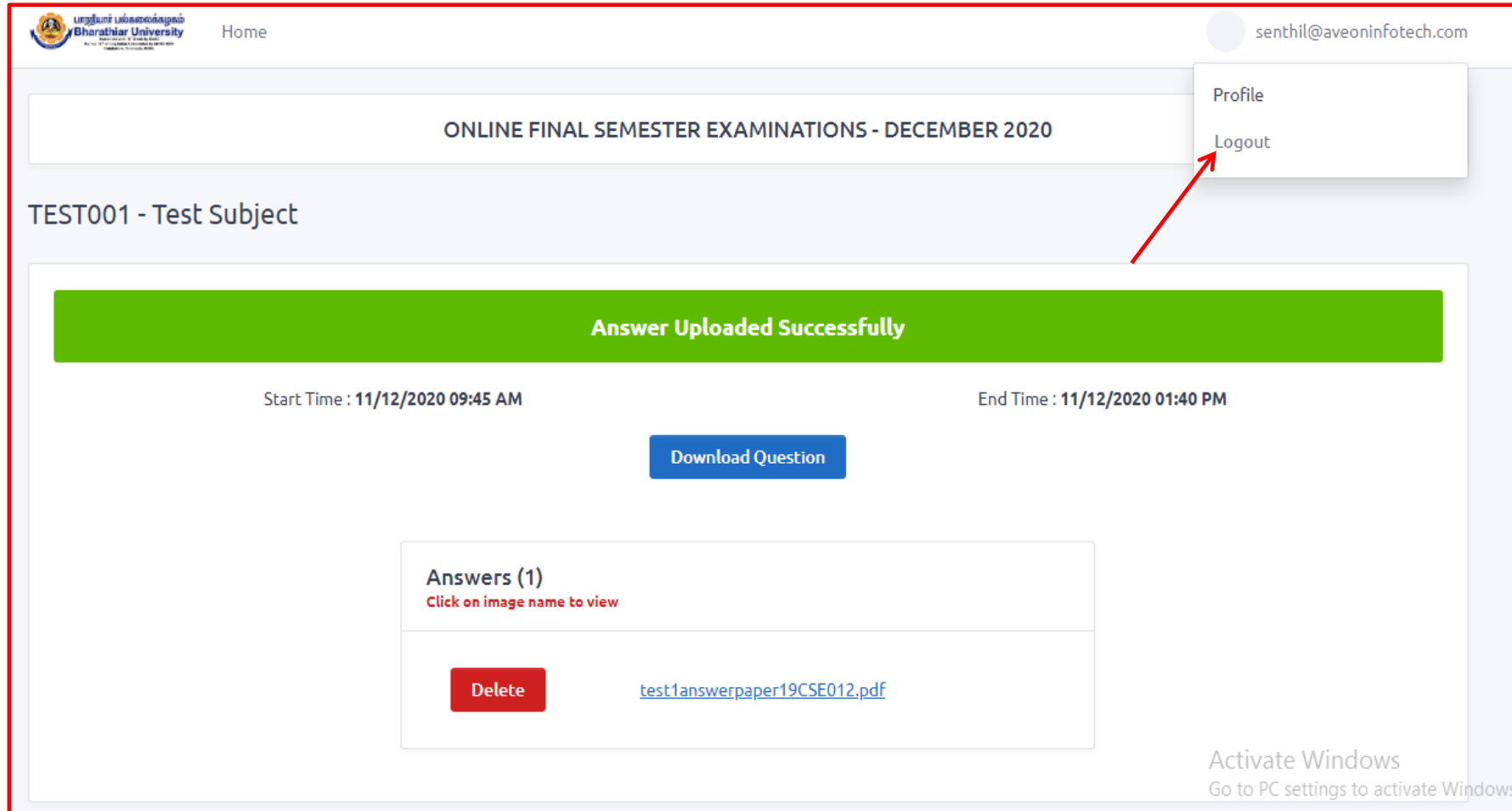
Download Question

Answers (1)  
Click on image name to view

Delete

[test1answerpaper19CSE012.pdf](#)

## Step 15: Logout from the portal by clicking the logout as shown below.



The screenshot displays the user interface of the Bharathiar University online examination portal. At the top left, the university's logo and name are visible. The top right corner shows the user's email address, [senthil@aveoninfotech.com](mailto:senthil@aveoninfotech.com), with a dropdown menu open. This menu contains two options: 'Profile' and 'Logout'. A red arrow points to the 'Logout' option. The main header area displays 'ONLINE FINAL SEMESTER EXAMINATIONS - DECEMBER 2020'. Below this, the test subject is identified as 'TEST001 - Test Subject'. A prominent green banner in the center of the page states 'Answer Uploaded Successfully'. Below the banner, the start and end times of the examination are shown: 'Start Time : 11/12/2020 09:45 AM' and 'End Time : 11/12/2020 01:40 PM'. A blue button labeled 'Download Question' is positioned below the times. At the bottom, a section titled 'Answers (1)' includes a red button labeled 'Delete' and a link to the uploaded answer file: [test1answerpaper19CSE012.pdf](#). The bottom right corner of the page features a watermark for 'Activate Windows'.



Thank You All