

**Online Final Year Examinations for  
School of Distance Education, MARCH 2021 (May  
/ December 2020)  
BHARATHIAR UNIVERSITY, COIMBATORE – 641 046**

**Instructions to the Students for Attending  
Online Examinations**

# DOs

- ✓ **Make sure that the student should have good internet connectivity and power.**
- ✓ **Keep your browser (Google chrome, Mozilla Firefox, Microsoft Edge...) with latest version.**
- ✓ **Keep your device (PC, Laptop, Smart mobile) with device time zone as (UTC + 05:30) Chennai, Kolkatta, Mumbai, Newdelhi.**
- ✓ **Timings to be followed:**

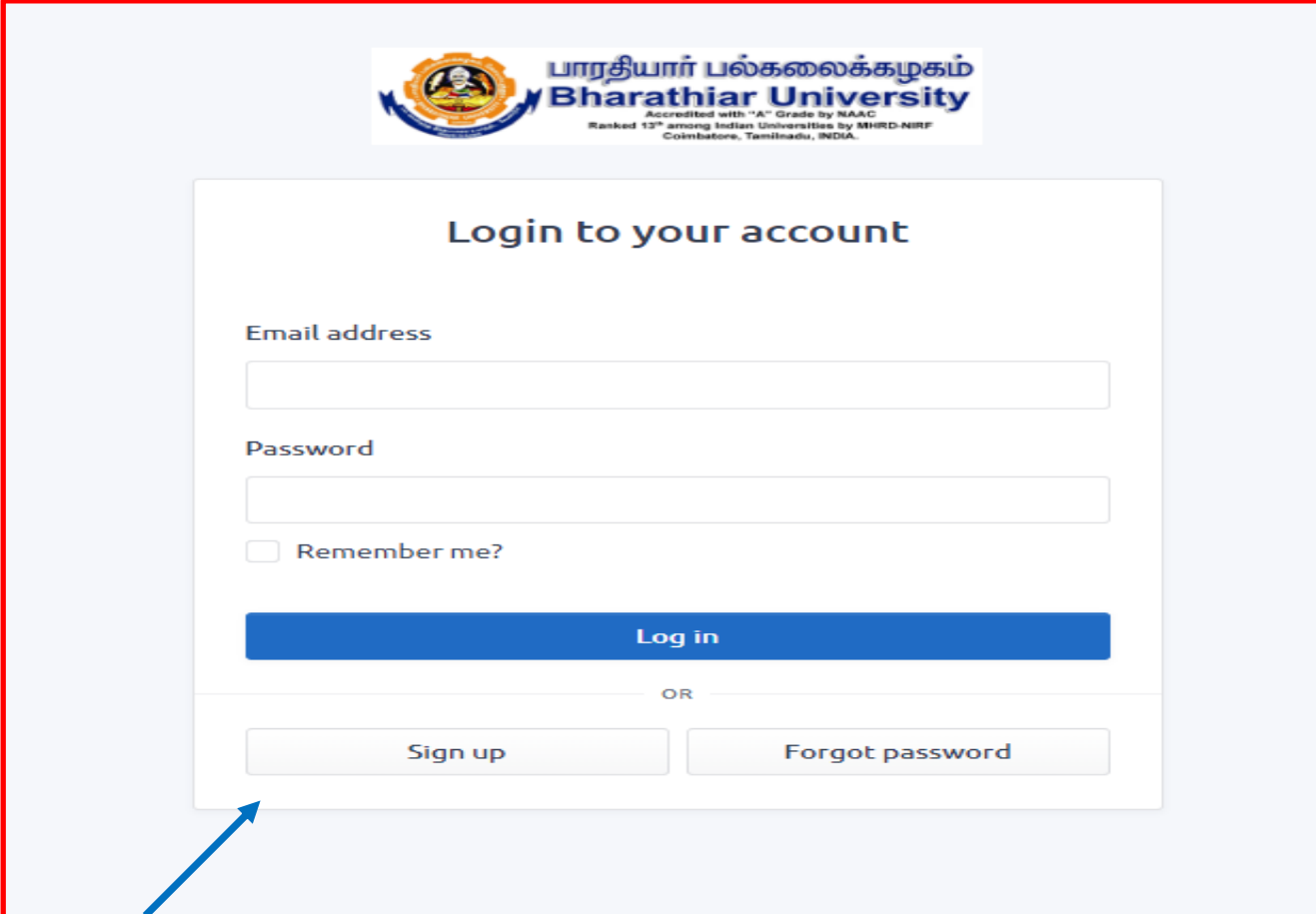
<b>Login to the portal</b>	<b>@ 09.30am</b>
<b>Question paper to be download</b>	<b>@ 09.45am</b>
<b>Answer scripts to be uploaded</b>	<b>@ 01:30pm</b>

# DOs

- ✓ **Candidates should write the answers only on one side of A4 white sheets (with a page restriction of 32 pages) and mark page number in each sheet.**
- ✓ **After completion of the examination, the candidates should scan each written page in an order serially and compile in a single file in PDF and upload the PDF. It must be ensured before uploading the PDF that only written sheets are scanned and compiled as PDF. No blank page should be inserted while compiling the answer pages in to PDF.**
- ✓ **The Online Examination portal will be closed automatically at 01.40pm.**
- ✓ **If there is any issues during login, downloading the question paper, uploading the answer scripts, you are requested to contact your Institution/University (COE Office: 0422-2428189/2428190/2428191/2428195/2428199) for further process immediately.**
- ✓ **The login name and password created for registration should be used during mock test and semester examination.**

# STUDENT PAGE - PROCESS FLOW

**Step 1: New User Registration: Click Sign up button**



பாரதியார் பல்கலைக்கழகம்  
Bharathiar University  
Accredited with "A" Grade by NAAC  
Ranked 13<sup>th</sup> among Indian Universities by MHRD-NIRF  
Coimbatore, Tamilnadu, INDIA.

Login to your account

Email address

Password

☐ Remember me?


Log in

OR

Sign up

Forgot password

## Step 2: New User Registration Page as below.



பாரதியார் பல்கலைக்கழகம்  
**Bharathiar University**  
Accredited with "A" Grade by NAAC  
Ranked 12<sup>th</sup> among Indian Universities by MHRD-NIRF  
Coimbatore, Tamilnadu, INDIA.

### Create new account

Register No.

Verify

Email


Password

Confirm password

Register

Already have account? [Log In](#)

**Step 3: Enter the Register Number and Click verify button to check whether the candidate has registered for the examination.**



பாரதியார் பல்கலைக்கழகம்  
**Bharathiar University**  
Accredited with "A" Grade by NAAC  
Ranked 12<sup>th</sup> among Indian Universities by NIRF  
Coimbatore, Tamilnadu, INDIA.

### Create new account

Register No.


Email

Password

Confirm password

Already have account? [Log In](#)

**Step 4: If the student entered correct register number, the below page will be displayed.**



பாரதியார் பல்கலைக்கழகம்  
**Bharathiar University**  
Accredited with "A" Grade by NAAC  
Ranked 12<sup>th</sup> among Indian Universities by MHRD-NIRF  
Coimbatore, Tamil Nadu, INDIA.

### Create new account

Register No.

19CSKA12 [Verify](#)

Name : **Kavi Prasad**  
College : **KG Arts**  
programme : **M.Sc Computer Science**

Email


Password

Confirm password

[Register](#)

[Already have account? Log In](#)

**Step 5: Enter the valid email id and type a new password and confirm password in the new user registration form and click Register button.**



பாரதியார் பல்கலைக்கழகம்  
**Bharathiar University**  
Accredited with "A" Grade by NAAC  
Ranked 12<sup>th</sup> among Indian Universities by NIRF-NEP  
Covington, Tamil Nadu, INDIA.

### Create new account

Register No.

19CSKA12 [Verify](#)

Name : **Kavi Prasad**  
College : **KG Arts**  
programme : **M.Sc Computer Science**

Email

kaviprasad12@gmail.com

Password

\*\*\*\*\*


Confirm password

\*\*\*\*\*|

[Register](#)

Already have account? [Log In](#)

**Step 6: After the successful registration, the user get into the Online examinations portal by giving the email id and password.**



பாரதியார் பல்கலைக்கழகம்  
**Bharathiar University**  
Accredited with 'A' Grade by NAAC  
Ranked 13<sup>th</sup> among Indian Universities by MHRD-NIRF  
Coimbatore, Tamilnadu, INDIA.

### Login to your account

Email address

Password

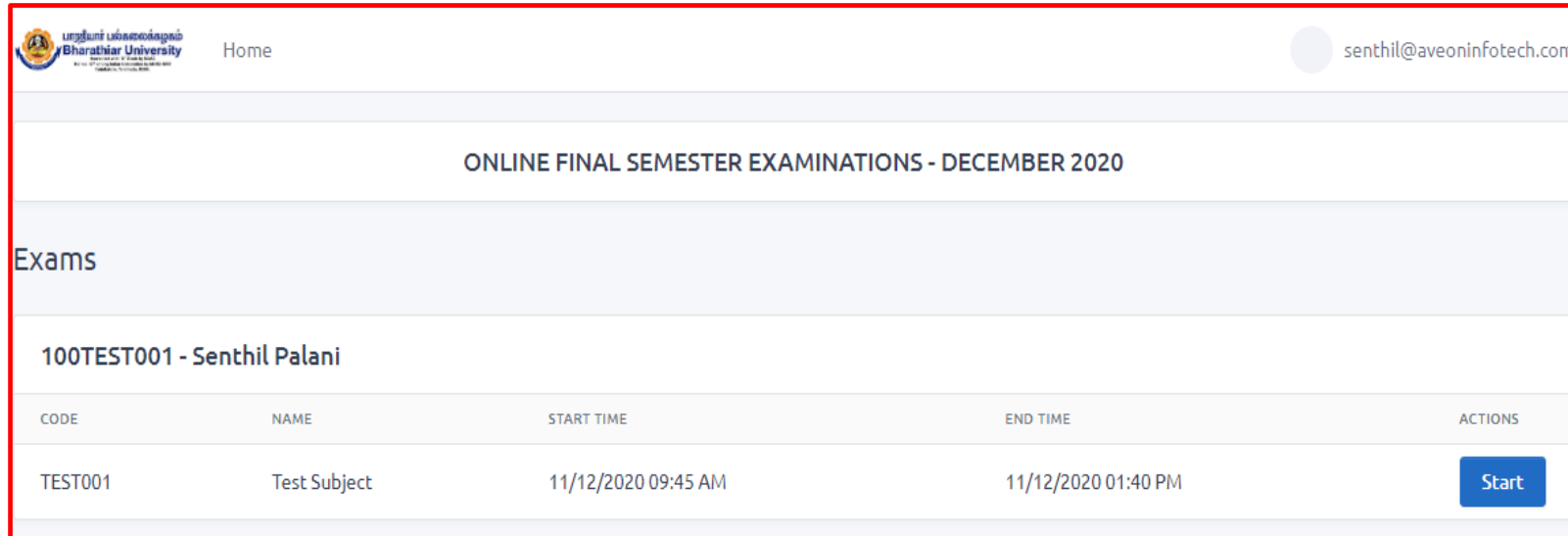
☐ Remember me?

**Log in**

OR

[Sign up](#) [Forgot password](#)

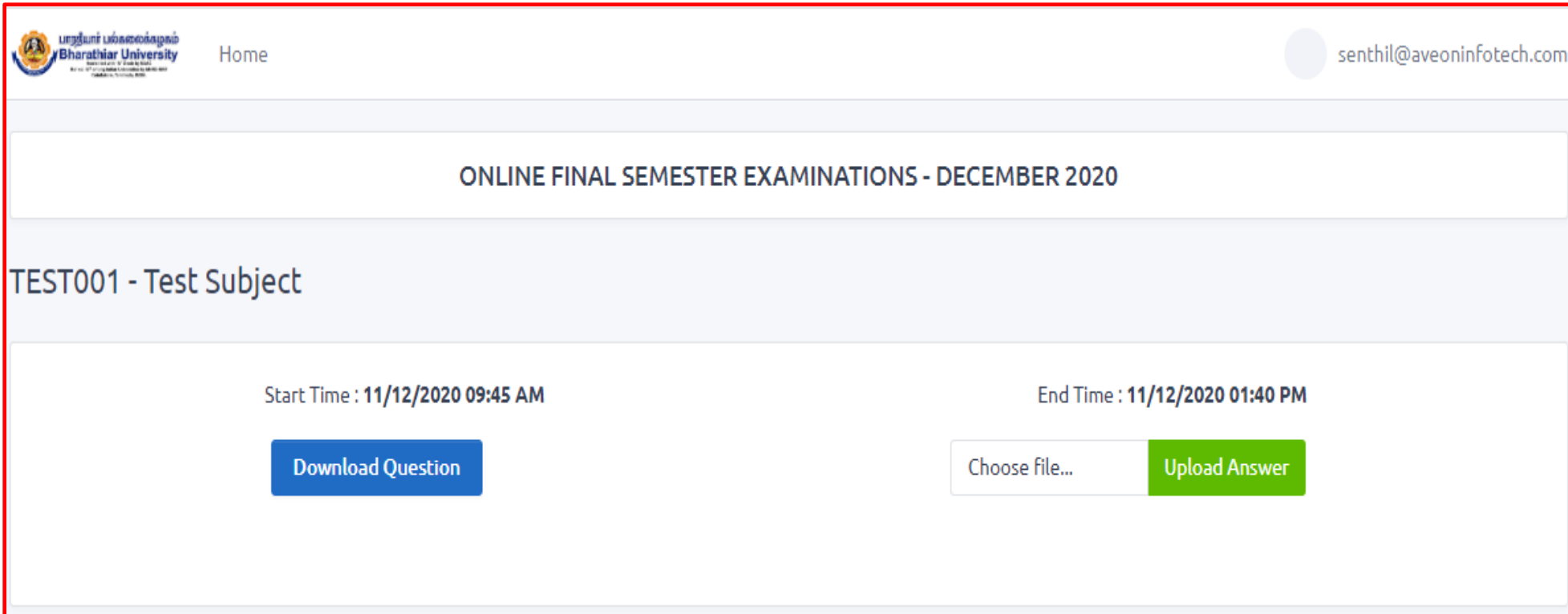
**Step 7: The list of papers to be displayed with subject code, subject name, start time, end time of examination and start option as shown in below screen shot. Click the Start button in Actions.**



The screenshot shows the user interface of the Bharathiar University online examination system. At the top, there is a header with the university logo, the name 'Bharathiar University', a 'Home' link, and a user profile for 'senthil@aveoninfotech.com'. Below the header, a banner reads 'ONLINE FINAL SEMESTER EXAMINATIONS - DECEMBER 2020'. Underneath, the word 'Exams' is displayed. A section titled '100TEST001 - Senthil Palani' contains a table with exam details. The table has five columns: CODE, NAME, START TIME, END TIME, and ACTIONS. One row is visible with the code 'TEST001', name 'Test Subject', start time '11/12/2020 09:45 AM', end time '11/12/2020 01:40 PM', and a 'Start' button in the actions column.

CODE	NAME	START TIME	END TIME	ACTIONS
TEST001	Test Subject	11/12/2020 09:45 AM	11/12/2020 01:40 PM	<a href="#">Start</a>

## Step 8: The question paper to be downloaded by clicking download question button.



The screenshot shows the user interface of the Bharathiar University online examination system. At the top left is the university logo and name in Tamil and English, with a 'Home' link. At the top right is a user profile icon and the email address 'senthil@aveoninfotech.com'. The main heading is 'ONLINE FINAL SEMESTER EXAMINATIONS - DECEMBER 2020'. Below this, the test is identified as 'TEST001 - Test Subject'. The examination schedule is shown as 'Start Time : 11/12/2020 09:45 AM' and 'End Time : 11/12/2020 01:40 PM'. At the bottom, there are two buttons: a blue 'Download Question' button and a green 'Upload Answer' button, with a 'Choose file...' label next to the latter.

**Bharathiar University** Home senthil@aveoninfotech.com

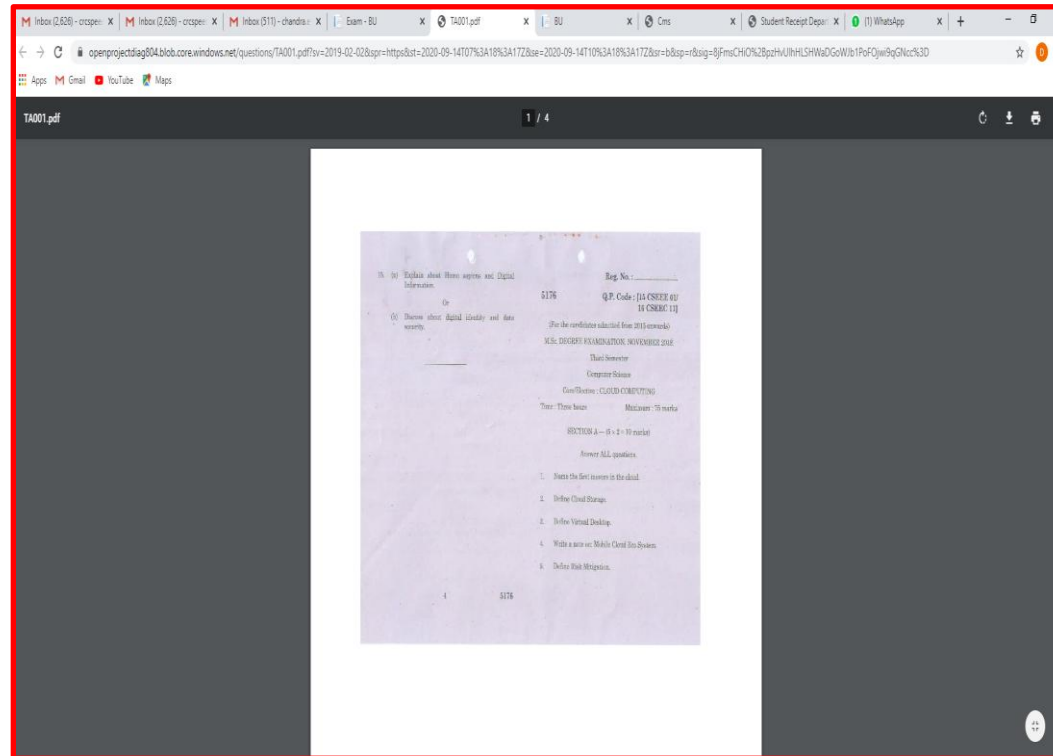
**ONLINE FINAL SEMESTER EXAMINATIONS - DECEMBER 2020**

TEST001 - Test Subject

Start Time : 11/12/2020 09:45 AM End Time : 11/12/2020 01:40 PM

[Download Question](#) [Choose file...](#) [Upload Answer](#)

**Step 9: The question paper is displayed as shown below in a new tab.**



**Step 10: Attend the Examination – Write the examination in the A4 sheets (with a page restriction of 32 pages and mark page number in each sheet).**

**Step 11: Kindly write the register number, course name, subject name, institution name and date and time of the examination in the first page of answer script as shown below.**

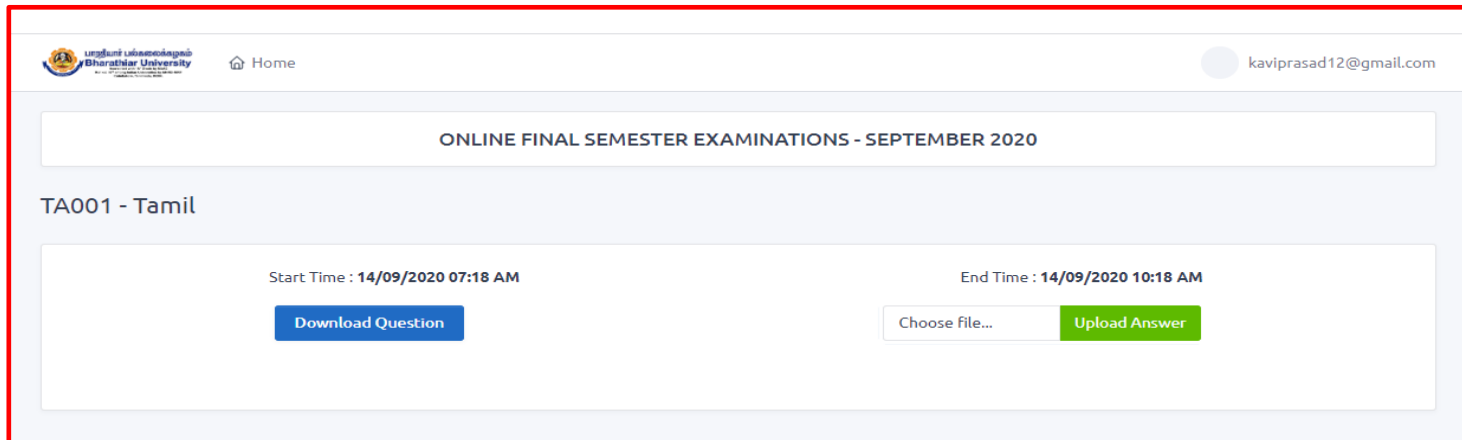
**BHARATHIAR UNIVERSITY, COIMBATORE – 641046**  
**SCHOOL OF DISTANCE EDUCATION MARCH 2021 (May / December 2020) Examination**

Register No.									
Degree									
Name of the Course	BA / B.Sc./B.Com./BBA/MA/M.Sc./M.Com./MBA/MCA/B.Ed./Diploma/PG Diploma								
Subject of the Examination									
Subject Code									
Question Paper Code									
Date of Examination									
Number of Pages Written									
Name of the Candidate					Signature of the Candidate				

**Step 12: Capture all the pages of answer scripts in JPEG file format via mobile camera and Convert it into a single pdf file.**

**Step 13: Upload the pdf file in the portal by clicking the Upload Answer button as shown in the below screen shot. Make sure that you have uploaded all the pages properly, in a single pdf file since there is no provision for hard copy valuation of answer scripts.**

•



The screenshot displays the user interface of the Bharathiar University online examination portal. At the top, the university's logo and name are visible on the left, a 'Home' link in the center, and the user's email 'kaviprasad12@gmail.com' on the right. Below this header, a white box contains the text 'ONLINE FINAL SEMESTER EXAMINATIONS - SEPTEMBER 2020'. Underneath, the subject 'TA001 - Tamil' is listed. A section below shows the exam schedule: 'Start Time : 14/09/2020 07:18 AM' and 'End Time : 14/09/2020 10:18 AM'. At the bottom of this section, there are three buttons: a blue 'Download Question' button, a white 'Choose file...' button, and a green 'Upload Answer' button.

**Step 14: The uploaded pdf file is shown as below screen shot. The student can verify the correctness of the uploaded file by clicking the name of the pdf file. The Delete button may be used to delete the wrongly uploaded if any.**

ONLINE FINAL SEMESTER EXAMINATIONS - DECEMBER 2020

TEST001 - Test Subject

Answer Uploaded Successfully

Start Time : 11/12/2020 09:45 AMEnd Time : 11/12/2020 01:40 PM

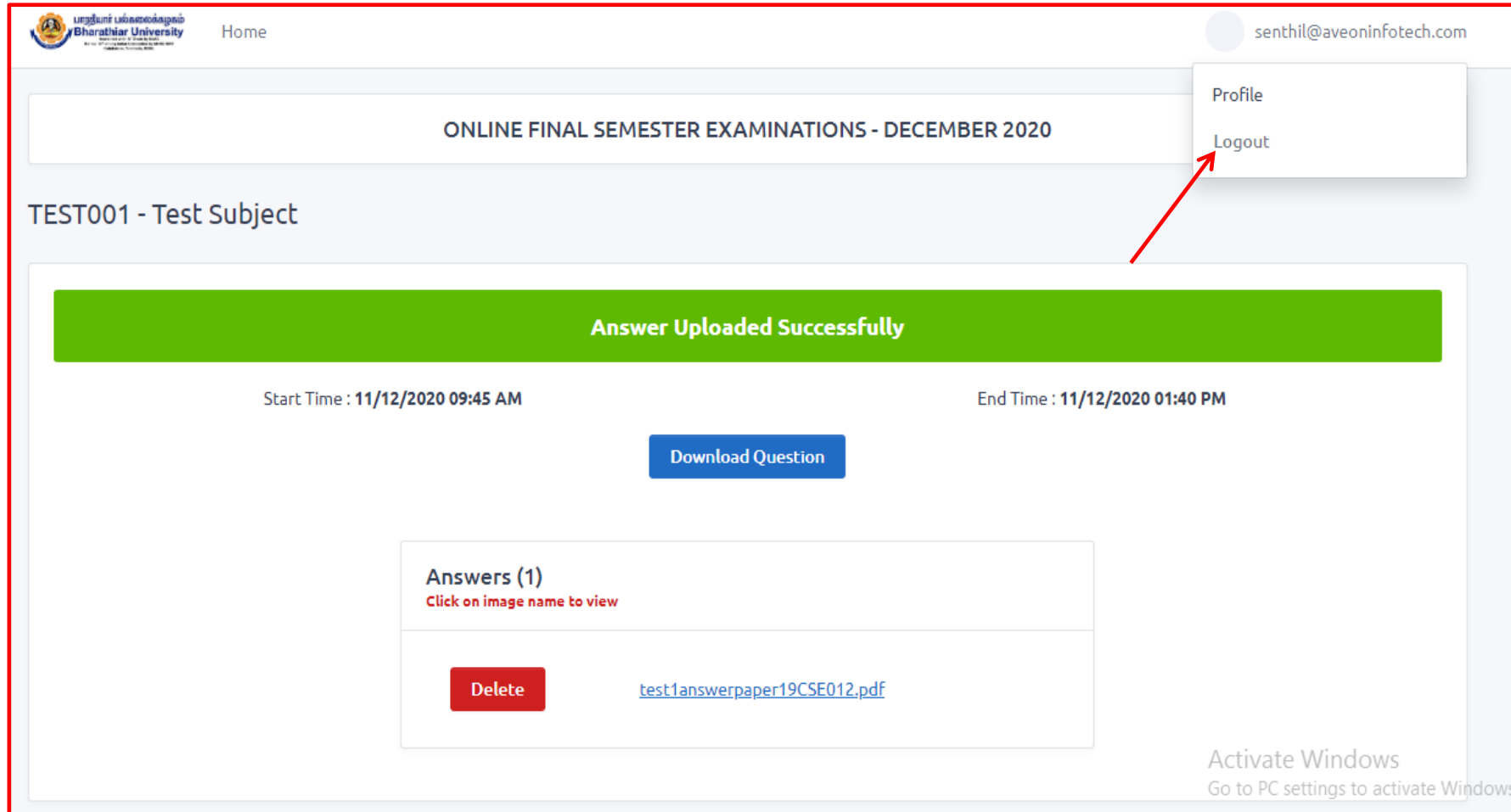
Download Question

Answers (1)  
Click on image name to view

Delete

[test1answerpaper19CSE012.pdf](#)

## Step 15: Logout from the portal by clicking the logout as shown below.



The screenshot displays the user interface of the Bharathiar University online examination portal. At the top left, the university's logo and name are visible. The top right corner shows the user's email address, [senthil@aveoninfotech.com](mailto:senthil@aveoninfotech.com), with a dropdown menu containing 'Profile' and 'Logout'. A red arrow points to the 'Logout' option. The main header area displays 'ONLINE FINAL SEMESTER EXAMINATIONS - DECEMBER 2020'. Below this, the test subject is identified as 'TEST001 - Test Subject'. A prominent green banner in the center states 'Answer Uploaded Successfully'. Below the banner, the start and end times of the examination are shown: 'Start Time : 11/12/2020 09:45 AM' and 'End Time : 11/12/2020 01:40 PM'. A blue 'Download Question' button is positioned below the times. At the bottom, a section titled 'Answers (1)' includes a red 'Delete' button and a link to the uploaded answer file, [test1answerpaper19CSE012.pdf](#). A Windows watermark is visible in the bottom right corner.

Home

ONLINE FINAL SEMESTER EXAMINATIONS - DECEMBER 2020

TEST001 - Test Subject

Answer Uploaded Successfully

Start Time : 11/12/2020 09:45 AM

End Time : 11/12/2020 01:40 PM

Download Question

Answers (1)  
Click on image name to view

Delete [test1answerpaper19CSE012.pdf](#)

Activate Windows  
Go to PC settings to activate Windows.

Thank you all